



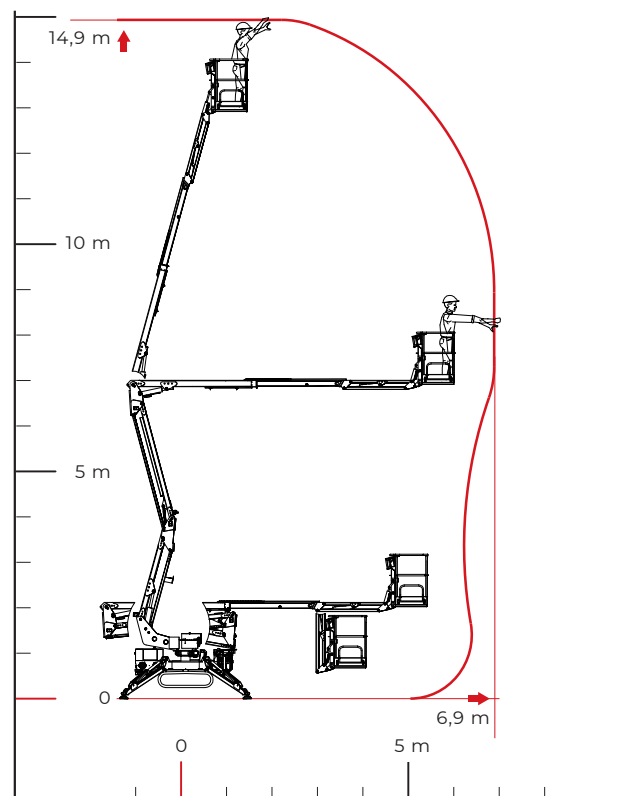
TECHNICAL SHEET

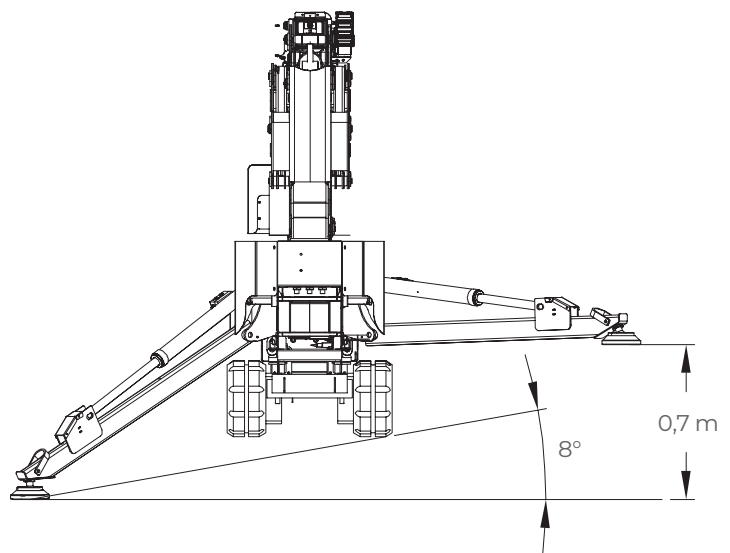
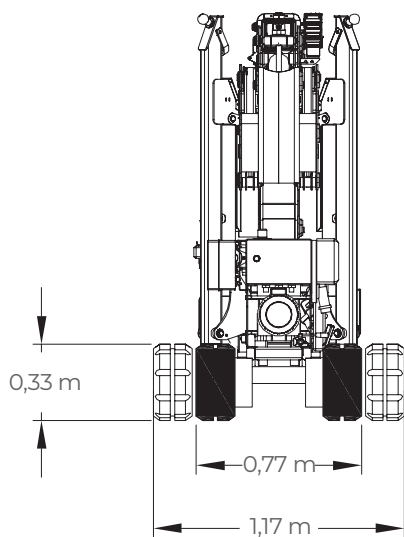
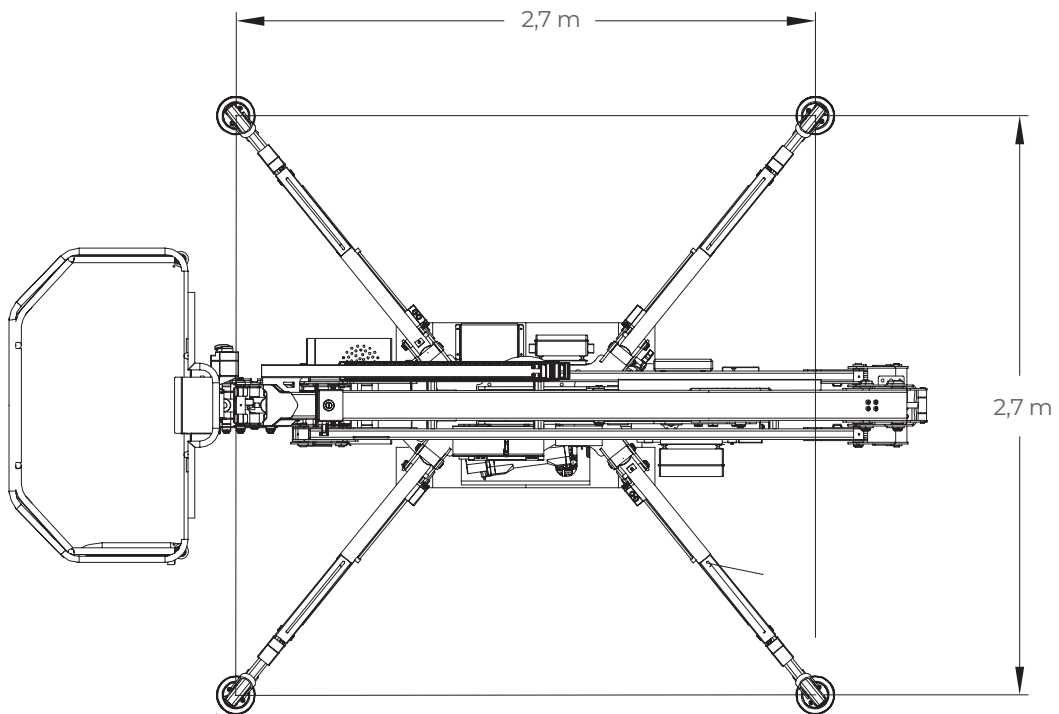
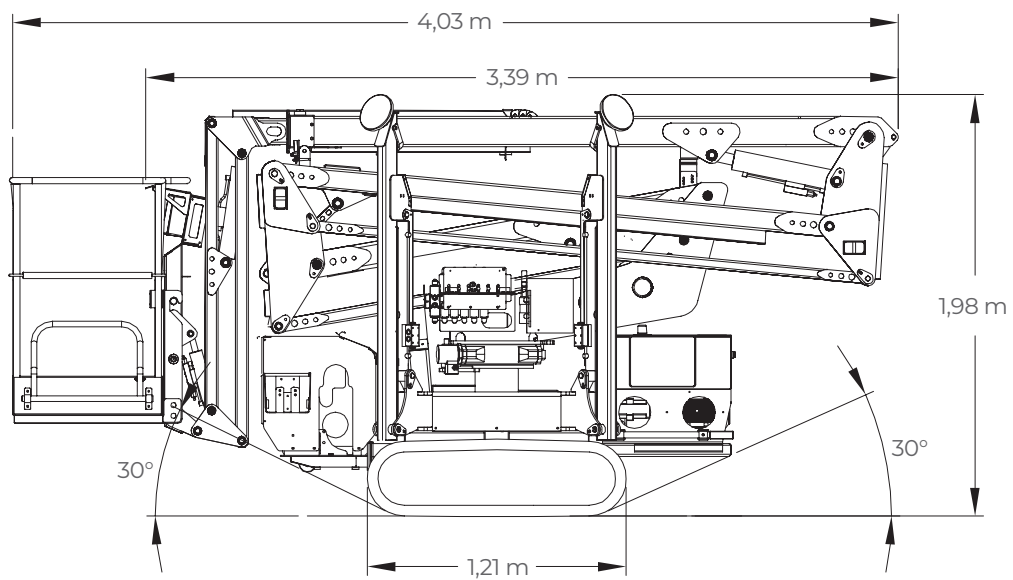
PERFORMANCE AND DIMENSIONS

Main features

This is the most compact geometric platform without outreach limiter in its class. It goes through a standard door and fit in the lifts, a key feature for use inside large structures such as airports or large shopping centres.

Max. working height	14,9 m
Max. reach with 80 kg	6,9 m
Platform height	12,9 m
Max. load in basket	230 kg
Basket dimensions	1,4 x 0,7 x 1,1 m
Basket rotation	+/-90° (options)
Turret rotation	+/- 178°(356° non-continuous)
Total weight	1820 Kg





PERFORMANCE

Max. working height	14,90 m
Max. working outreach without basket rotation	6,90 m (with 230 kg)
Max. working outreach with basket rotation	7,20 m (with 200 kg)
Max. basket capacity without/with basket rotation*	230/200 (CE) kg
Jib movement	+/- 90°
Turret rotation	+/-178° (tot. 356°)
*Basket rotation	+/-90°
Max. ramp attack slope with lifted jib	30° - 58%
Max. longitudinal slope to travel	14° - 25%

DIMENSIONS

Total length with fixed basket/with rotating basket*	4,03/4,36 m
Total length without fixed basket/without basket and with rotated bracket*	3,39/3,67 m
Height in driving position	1,98 m
Total width without basket	0,77 m
Outriggers plate Ø	0,18 m
Total weight (standard equipment)	1820 kg

BASKETS AVAILABLE

One man aluminum basket (L x W x H)	0,80x0,60x1,10 m
Two men aluminum basket (L x W x H) with rounded corners, with quick release system and wheels	1,40x0,70x1,10 m
*One man fiberglass basket (L x W x H)	0,80x0,60x1,10 m
*Two men fiberglass basket (L x W x H)	1,20x0,70x1,10 m

PRESSURES

Max. pressure on the foot	5,00 kg/cm ²
Max. pressure on the tracks	0,21 kg/cm ²
Max. pressure in work	246,00 kg/cm ²

POWERS

Standard engines	Honda Igx390 petrol, 8,7 kW (11.7 HP), 3600 rpm Yanmar L100V/L100N diesel, 6.8 kW (9.3 HP), 3600 rpm Auxiliary electric engine 110/230 V - 2.2 kW
*Options engines	Full lithium version (electric motor G0901306, 9 kW, 48 V, with 100 Ah lithium batteries) Kubota Z482 diesel, 9.9 kW (13.3 HP), 3600 rpm
Fuel tank capacity	6,1 / 15 l

* Options